



**SPEKTRUM®**



Scan the QR code for the  
most up-to-date information

**A9500 Spektrum™ Sky™ Remote ID Module**

---

## NOTICE

All instructions, warranties and other collateral documents are subject to change at the sole discretion of Horizon Hobby, LLC. For up-to-date product literature, visit [horizonhobby.com](http://horizonhobby.com) or [towerhobbies.com](http://towerhobbies.com) and click on the support or resources tab for this product.

### Meaning of Special Language

The following terms are used throughout the product literature to indicate various levels of potential harm when operating this product:

**WARNING:** Procedures, which if not properly followed, create the probability of property damage, collateral damage, and serious injury OR create a high probability of superficial injury.

**CAUTION:** Procedures, which if not properly followed, create the probability of physical property damage AND a possibility of serious injury.

**NOTICE:** Procedures, which if not properly followed, create a possibility of physical property damage AND a little or no possibility of injury.



**WARNING:** Read the ENTIRE instruction manual to become familiar with the features of the product before operating. Failure to operate the product correctly can result in damage to the product, personal property and cause serious injury.

This is a sophisticated hobby product. It must be operated with caution and common sense and requires some basic mechanical ability. Failure to operate this Product in a safe and responsible manner could result in injury or damage to the product or other property. This product is not intended for use by children without direct adult supervision. Do not attempt disassembly, use with incompatible components or augment product in any way without the approval of Horizon Hobby, LLC. This manual contains instructions for safety, operation and maintenance. It is essential to read and follow all the instructions and warnings in the manual, prior to assembly, setup or use, in order to operate correctly and avoid damage or serious injury.

**Age Recommendation: Not for children under 14 years. This is not a toy.**



**WARNING AGAINST COUNTERFEIT PRODUCTS:** Always purchase from a Horizon Hobby, LLC authorized dealer to ensure authentic high-quality Spektrum product. Horizon Hobby, LLC disclaims all support and warranty with regards, but not limited to, compatibility and performance of counterfeit products or products claiming compatibility with DSM or Spektrum technology.

**NOTICE:** This product is only intended for use with unmanned, hobby-grade, remote-controlled vehicles and aircraft. Horizon Hobby disclaims all liability outside of the intended purpose and will not provide warranty service related thereto.

## Quick Start Guide

**IMPORTANT:** Know and comply with all laws for the operation of Unmanned Aircraft Systems (UAS).

1. Register your serial number with the FAA.
  1. Open the FAA DroneZone website.
  2. Register and/or log into the DroneZone.
  3. Launch the Drone owners and pilots dashboard.
  4. Select **Manage Device Inventory**.
  5. Select **Add Device**.
  6. Does your drone broadcast remote ID information? Select **Yes**.
  7. Device type? Select **Remote ID broadcast module**.
  8. UAS manufacturer? Enter **Spektrum**.
  9. UAS Model? Enter **SPMA9500 Sky Remote ID Module**.
  10. Remote ID Serial Number? Enter number from sticker on case.

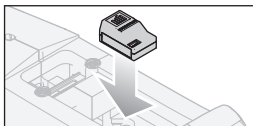


**FAA DroneZone**


Model: SPMA9500  
 FCC ID: BRWSPMA9500  
 FAA# XXXXXXXXXXXX



11. Select **Add Device**.
2. Secure the SPMA9500 module to your aircraft.



3. Connect to a Spektrum telemetry port, an open servo port (up to 9v), or a 3.3V to 9V power source.



4. Verify operation by viewing solid LED or Remote ID mobile app.

### LED Status Guide

Slow flash	Aquiring GPS signal, wait to fly
Solid	Ready, fly safely
Rapid flash	Error, do not fly

5. Fly!



## SPMA9500 - SKY REMOTE ID MODULE MANUAL

Type	Remote ID Module
Dimensions (L x W x H)	35mm x 23mm x 16.5mm
Weight	14 grams
Voltage Range	3.3V – 9V

### Introduction

---

The Spektrum™ SPMA9500 Sky™ Remote ID Module provides real-time GPS telemetry broadcast via Bluetooth in compliance with the FAA remote ID requirements (FAR14 Section 89). The Bluetooth broadcasts in accordance with the ASTM F3411-19. This module will transmit a unique serial number which can be used to identify your aircraft and its location. Various Remote ID applications are available for mobile and PC which may be used to identify the broadcast signals from this device.

To be in compliance with the FAA Remote ID requirements, the serial number from this Sky Remote ID Module must be registered with the FAA. The unique serial number for your device may be acquired from the label on the product case, via telemetry with a compatible Spektrum transmitter, through a 3rd party mobile app, or from the SPMA3065 USB Programmer with a PC. The Sky module can also be updated using the Spektrum USB Programmer and PC programmer application.

Visit the SPMA9500 product page at [HorizonHobby.com](http://HorizonHobby.com) for more information.

### Features

---

- Transmits ID and location over Bluetooth to meet Remote ID requirements.
- Using a Spektrum telemetry system provides the pilot with status updates, location, ground speed, altitude (above mean sea level), distance from home, and access to the unique serial number on the transmitter.
- Includes three wiring harnesses to meet the needs of most modelers.
- Status is communicated with an internal LED and through Spektrum Telemetry
- Able to function without Spektrum telemetry on any model aircraft from an open servo port, or any 3.3V to 9V power source.

### Contents

---

- (1) Sky Remote ID Module (SPMA9500)
- (1) 4-Pin ZH to 3-Pin Servo Connector
- (1) 4-Pin ZH to 2-Pin JST Connector
- (1) 4-Pin ZH to 4-Pin ZH Connector
- (1) 4-Pin ZH to 3-Pin ZH Connector
- (1) 4-Pin ZH to 3-Pin Female Servo Connector
- (1) Hook and loop mounting pad

## Installation

---

1. Select a location on the airframe that does not have metal or carbon surfaces above the case of the module.
2. Install the Remote ID module using the included adhesive backed hook and loop pads, or double sided tape.
3. Connect the module to your receiver or power source.  
There are three connection options, listed in order of preference:
  1. SRXL2 or XBUS Telemetry port
  2. Any open servo port operating at standard servo voltages
  3. Any DC power source, 3.3V-9V

**NOTICE:** Some Spektrum receivers have several connection options, see options for several Spektrum options on the following page.

**IMPORTANT:** For PowerSafe receivers operating on 3S, connect the Sky module to the SRXL2 or XBUS port.

## Wiring Options

---

4-Pin ZH to 3-Pin servo connector enables connection with any Spektrum receiver with an SRXL2 connection, or any standard servo port.



4-Pin ZH to 2-Pin JST connector enables connection with any 3.3V – 9V battery.



4-Pin ZH to 4-Pin ZH connector enables connection with any Spektrum receiver with an SRXL2 or XBUS port.



4-Pin ZH to 3-Pin ZH connector enables connection with Spektrum micro receivers with a 3 pin ZH connector.

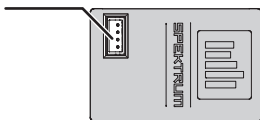


4-Pin ZH to 3-Pin female servo connector enables connection with SPMA3065 USB programmer or any 3.3V – 9V battery with a standard servo connector.



## A9500 Sky Remote ID Module Connection

4-Pin ZH port for power and status updates over telemetry.



## Connect with your Receiver

Bind/Prog port **AR6250MHX Helicopter Receiver**



Bind/Prog/SRXL2 port **AR630 Receiver**

#1 Servo port\*



Bind/Prog/SRXL2 port\*\* **AR637T Receiver**

#1 Servo port\*

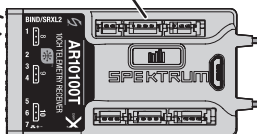
XBUS port



XBUS port **AR10100T Receiver**

Bind/Prog/SRXL2 port

#1 Servo port\*



## Receiver connection options

Model	Firmware	Connection
AR410/AR620	v2.42.2 or higher	#1 servo port*
AR630/AR631	v2.46.1 or higher	Bind, #1 servo port*
AR6610T/AR637T/ AR8020T/AR8360T	v2.46.1 or higher	Bind**, SRXL2 4-Pin, #1 servo port*
AR10100T/AR10360T	v1.00.16 or higher	Bind, SRXL2 4-Pin, #1 servo port*
ARXX400T PowerSafe	v3.00.42 or higher	Remote rx port (B,L,R), #1 servo port*

\*A Y-harness may be used with a Spektrum Avian Smart ESC on the #1 servo port. Do not use a Y harness for a conventional servo or ESC.

\*\*The Bind port may be used, as long as there is no remote receiver connected. Consider another connection option if you utilize a remote receiver. On AR6610T, AR637T, AR8020T, and AR8360T receivers, if a remote receiver is connected to one SRXL2 port and the Sky Remote ID module is connected to the other SRXL2 port, there won't be telemetry from the Sky module.

## Troubleshooting Guide

Problem	Possible Cause	Solution
Cannot acquire a GPS lock	Located indoor	GPS may not function indoors, take model outside
	Too close to large metal objects	Take model to an open flying area
	Too close to tall buildings	
	Too close to high voltage lines	
Rapid flash indicates error	Lost GPS during flight	Disconnect and then reconnect power to the Remote ID module
	Model began flight before the module was ready	

## 1-YEAR LIMITED WARRANTY

---

**What this Warranty Covers** — Horizon Hobby, LLC, (Horizon) warrants to the original purchaser that the product purchased (the "Product") will be free from defects in materials and workmanship for a period of 1 year from the date of purchase.

### **What is Not Covered**

This warranty is not transferable and does not cover (i) cosmetic damage, (ii) damage due to acts of God, accident, misuse, abuse, negligence, commercial use, or due to improper use, installation, operation or maintenance, (iii) modification of or to any part of the Product, (iv) attempted service by anyone other than a Horizon Hobby authorized service center, (v) Product not purchased from an authorized Horizon dealer, (vi) Product not compliant with applicable technical regulations, or (vii) use that violates any applicable laws, rules, or regulations. OTHER THAN THE EXPRESS WARRANTY ABOVE, HORIZON MAKES NO OTHER WARRANTY OR REPRESENTATION, AND HEREBY DISCLAIMS ANY AND ALL IMPLIED WARRANTIES, INCLUDING, WITHOUT LIMITATION, THE IMPLIED WARRANTIES OF NON-INFRINGEMENT, MERCHANTABILITY AND FITNESS FOR A PARTICULAR PURPOSE. THE PURCHASER ACKNOWLEDGES THAT THEY ALONE HAVE DETERMINED THAT THE PRODUCT WILL SUITABLY MEET THE REQUIREMENTS OF THE PURCHASER'S INTENDED USE.

**Purchaser's Remedy** — Horizon's sole obligation and purchaser's sole and exclusive remedy shall be that Horizon will, at its option, either (i) service, or (ii) replace, any Product determined by Horizon to be defective. Horizon reserves the right to inspect any and all Product(s) involved in a warranty claim. Service or replacement decisions are at the sole discretion of Horizon. Proof of purchase is required for all warranty claims. SERVICE OR REPLACEMENT AS PROVIDED UNDER THIS WARRANTY IS THE PURCHASER'S SOLE AND EXCLUSIVE REMEDY.

**Limitation of Liability** — HORIZON SHALL NOT BE LIABLE FOR SPECIAL, INDIRECT, INCIDENTAL OR CONSEQUENTIAL DAMAGES, LOSS OF PROFITS OR PRODUCTION OR COMMERCIAL LOSS IN ANY WAY, REGARDLESS OF WHETHER SUCH CLAIM IS BASED IN CONTRACT, WARRANTY, TORT, NEGLIGENCE, STRICT LIABILITY OR ANY OTHER THEORY OF LIABILITY, EVEN IF HORIZON HAS BEEN ADVISED OF THE POSSIBILITY OF SUCH DAMAGES. Further, in no event shall the liability of Horizon exceed the individual price of the Product on which liability is asserted. As Horizon has no control over use, setup, final assembly, modification or misuse, no liability shall be assumed nor accepted for any resulting damage or injury. By the act of use, setup or assembly, the user accepts all resulting liability. If you as the purchaser or user are not prepared to accept the liability associated with the use of the Product, purchaser is advised to return the Product immediately in new and unused condition to the place of purchase.

**Law** — These terms are governed by Illinois law (without regard to conflict of law principals). This warranty gives you specific legal rights, and you may also have other rights which vary from state to state. Horizon reserves the right to change or modify this warranty at any time without notice.

### **WARRANTY SERVICES**

**Questions, Assistance, and Services** — Your local hobby store and/or place of purchase cannot provide warranty support or service. Once assembly, setup or use of the Product has been started, you must contact your local distributor or Horizon directly. This will enable Horizon to better answer your questions and service you in the event that you may need any assistance. For questions or assistance,



please visit our website at [www.horizonhobby.com](http://www.horizonhobby.com), submit a Product Support Inquiry, or call the toll free telephone number referenced in the Warranty and Service Contact Information section to speak with a Product Support representative.

**Inspection or Services** — If this Product needs to be inspected or serviced and is compliant in the country you live and use the Product in, please use the Horizon Online Service Request submission process found on our website or call Horizon to obtain a Return Merchandise Authorization (RMA) number. Pack the Product securely using a shipping carton. Please note that original boxes may be included, but are not designed to withstand the rigors of shipping without additional protection. Ship via a carrier that provides tracking and insurance for lost or damaged parcels, as Horizon is not responsible for merchandise until it arrives and is accepted at our facility. An Online Service Request is available at [http://www.horizonhobby.com/content/service-center\\_render-service-center](http://www.horizonhobby.com/content/service-center_render-service-center). If you do not have internet access, please contact Horizon Product Support to obtain a RMA number along with instructions for submitting your product for service. When calling Horizon, you will be asked to provide your complete name, street address, email address and phone number where you can be reached during business hours. When sending product into Horizon, please include your RMA number, a list of the included items, and a brief summary of the problem. A copy of your original sales receipt must be included for warranty consideration. Be sure your name, address, and RMA number are clearly written on the outside of the shipping carton.

**NOTICE: Do not ship LiPo batteries to Horizon. If you have any issue with a LiPo battery, please contact the appropriate Horizon Product Support office.**

**Warranty Requirements** — For Warranty consideration, you must include your original sales receipt verifying the proof-of-purchase date. Provided warranty conditions have been met, your Product will be serviced or replaced free of charge. Service or replacement decisions are at the sole discretion of Horizon.

**Non-Warranty Service** — Should your service not be covered by warranty, service will be completed and payment will be required without notification or estimate of the expense unless the expense exceeds 50% of the retail purchase cost. By submitting the item for service you are agreeing to payment of the service without notification. Service estimates are available upon request. You must include this request with your item submitted for service. Non-warranty service estimates will be billed a minimum of ½ hour of labor. In addition you will be billed for return freight. Horizon accepts money orders and cashier's checks, as well as Visa, MasterCard, American Express, and Discover cards. By submitting any item to Horizon for service, you are agreeing to Horizon's Terms and Conditions found on our website [http://www.horizonhobby.com/content/service-center\\_render-service-center](http://www.horizonhobby.com/content/service-center_render-service-center).

**ATTENTION: Horizon service is limited to Product compliant in the country of use and ownership. If received, a non-compliant Product will not be serviced. Further, the sender will be responsible for arranging return shipment of the un-serviced Product, through a carrier of the sender's choice and at the sender's expense. Horizon will hold non-compliant Product for a period of 60 days from notification, after which it will be discarded.**

## Warranty and Service Contact Information

Country of Purchase	Horizon Hobby	Contact Information	Address
United States of America	Horizon Service Center (Repairs and Repair Requests)	servicecenter.horizonhobby.com/ RequestForm/	2904 Research Rd Champaign, Illinois, 61822 USA
	Horizon Product Support (Product Technical Assistance)	productsupport@ horizonhobby.com	
		800-338-4639	
Sales	websales@horizonhobby.com 800-338-4639		

## FCC Information

### FCC ID: BRWSPMA9500

This equipment complies with FCC RF radiation exposure limits set forth for an uncontrolled environment. The antennas used for this transmitter must be installed to provide a separation distance of at least 20 cm from all persons and must not be co-located or operating in conjunction with any other antenna or transmitter.

This device complies with part 15 of the FCC rules. Operation is subject to the following two conditions: (1) This device may not cause harmful interference, and (2) this device must accept any interference received, including interference that may cause undesired operation.



**CAUTION:** Changes or modifications not expressly approved by the party responsible for compliance could void the user's authority to operate the equipment.

This product contains a radio transmitter with wireless technology which has been tested and found to be compliant with the applicable regulations governing a radio transmitter in the 2.400GHz to 2.4835GHz frequency range.

## Supplier's Declaration of Conformity



### Spektrum Sky Remote ID Module (SPMA9500)

This device complies with part 15 of the FCC Rules. Operation is subject to the following two conditions: (1) This device may not cause harmful interference, and (2) this device must accept any interference received, including interference that may cause undesired operation.



**CAUTION:** Changes or modifications not expressly approved by the party responsible for compliance could void the user's authority to operate the equipment.

**NOTE:** This equipment has been tested and found to comply with the limits for a Class B digital device, pursuant to part 15 of the FCC Rules. These limits are designed to provide reasonable protection against harmful interference in a residential installation. This equipment generates, uses and can radiate radio frequency energy and, if not installed and used in accordance with the instructions, may cause harmful interference to radio communications. However, there is no guarantee that interference will not occur in a particular installation. If this equipment does cause harmful interference to radio or television reception, which can be determined by turning the equipment off and on, the user is encouraged to try to correct the interference by one or more of the following measures:

- Reorient or relocate the receiving antenna.
- Increase the separation between the equipment and receiver.
- Connect the equipment into an outlet on a circuit different from that to which the receiver is connected.
- Consult the dealer or an experienced radio/TV technician for help.

Horizon Hobby, LLC  
2904 Research Rd.  
Champaign, IL 61822  
Email: [compliance@horizonhobby.com](mailto:compliance@horizonhobby.com)  
Web: [HorizonHobby.com](http://HorizonHobby.com)



SPEKTRUM®

© 2023 Horizon Hobby, LLC. Sky, DSMX, SRXL2 are trademarks or registered trademarks of Horizon Hobby, LLC. The Spektrum trademark is used with permission of Bachmann Industries, Inc.

All other trademarks, service marks and logos are property of their respective owners.  
US 9,930,567. US 10,419,970. US 9,056,667. US 9,753,457. US 10,078,329.

Created 10/23

207858.3